

**Reliance Infrastructure Limited**

Registered Office: H Block, 1st Floor, Dhirubhai Ambani Knowledge City, Navi Mumbai 400 710  
 website: www.rinfra.com CIN L75100MH1929PLC001530

**Statement of Consolidated Financial Results for the quarter and half year ended September 30, 2017**

(₹ crore)

Sr. No.	Particulars	Quarter Ended			Half Year Ended		Year Ended
		30-09-2017 (Unaudited)	30-06-2017 (Unaudited)	30-09-2016 (Unaudited)	30-09-2017 (Unaudited)	30-09-2016 (Unaudited)	31-03-2017 (Audited)
1	Revenue from Operations						
	(a) Net Sales / Income from Power Business	6,544.27	6,433.66	6,062.09	12,977.93	12,064.56	20,989.46
	(b) Income from EPC and Contracts Business	335.14	525.67	520.12	860.81	1,239.44	2,472.84
	(c) Net Sales / Income from Infrastructure Business	226.49	229.88	194.72	456.37	408.74	806.96
	(d) Other Operating Income	83.82	370.17	101.28	453.99	167.05	397.20
	<b>Total Operating Income</b>	<b>7,189.72</b>	<b>7,559.38</b>	<b>6,878.21</b>	<b>14,749.10</b>	<b>13,879.79</b>	<b>24,666.46</b>
2	Other income (Refer Note 2)	545.19	493.23	597.95	1,038.42	1,272.87	2,220.09
	<b>Total Income</b>	<b>7,734.91</b>	<b>8,052.61</b>	<b>7,476.16</b>	<b>15,787.52</b>	<b>15,152.66</b>	<b>26,886.55</b>
3	Expenses						
	Cost of Power Purchased	3,791.72	3,790.04	3,584.53	7,581.76	7,325.87	13,146.06
	Cost of Fuel and Materials Consumed	274.67	354.77	251.11	629.44	479.01	1,051.61
	Construction Material Consumed and Sub-Contracting Charges	232.58	406.03	424.19	638.61	1,019.58	1,974.80
	Employee benefit expenses	581.44	432.87	436.66	1,014.31	878.09	1,698.66
	Finance costs	1,669.39	1,475.62	1,398.96	3,145.01	2,645.01	5,580.32
	Depreciation and amortization expenses	515.26	453.42	353.14	968.68	654.21	1,888.21
	Other expenses (Refer Note 2)	484.89	555.55	458.28	1,040.44	964.53	2,071.22
	<b>Total Expenses</b>	<b>7,549.95</b>	<b>7,468.30</b>	<b>6,906.87</b>	<b>15,018.25</b>	<b>13,966.30</b>	<b>27,210.88</b>
4	Profit before Rate Regulated Activities, Exceptional Items and Tax (1+2-3)	184.96	584.31	569.29	769.27	1,186.36	(324.33)
5	Regulatory Income / (Expenses) (net of deferred tax)	(113.42)	(237.28)	(183.66)	(350.70)	(357.39)	1,185.55
6	<b>Profit before Exceptional Items and Tax (4+5)</b>	<b>71.54</b>	<b>347.03</b>	<b>385.63</b>	<b>418.57</b>	<b>828.97</b>	<b>861.22</b>
7	Exceptional Items						
	Profit on sale of investment	295.39	-	85.58	295.39	85.58	85.58
	Income / (Expenses) (Refer Note 6)	(198.50)	-	-	(198.50)	-	(555.58)
	Less: Transfer from General Reserve (Refer Note 7)	198.50	-	-	198.50	-	555.58
		295.39	-	85.58	295.39	85.58	85.58
8	<b>Profit / (Loss) before income tax (6+7)</b>	<b>366.93</b>	<b>347.03</b>	<b>471.21</b>	<b>713.96</b>	<b>914.55</b>	<b>946.80</b>
9	Tax Expenses						
	Current Tax	(44.68)	74.46	77.83	29.78	175.99	95.66
	Deferred Tax (net)	(46.00)	(34.98)	(76.77)	(80.96)	(75.77)	(221.43)
	Taxation for Earlier Years	(0.72)	0.72	-	-	-	(16.41)
10	<b>Profit / (Loss) from Continuing Operations (8-9)</b>	<b>458.33</b>	<b>306.81</b>	<b>470.15</b>	<b>765.14</b>	<b>814.34</b>	<b>1,088.98</b>
11	Profit / (Loss) from Discontinued Operations before tax	(2.06)	(20.95)	(18.00)	(23.01)	(22.45)	(35.53)
12	Tax Expenses of Discontinued Operations						
	Current Tax	1.14	0.74	1.46	1.88	2.79	3.43
	Deferred Tax	(0.58)	(9.72)	(28.16)	(10.30)	(28.16)	(35.27)
	Taxation for Earlier Years	-	-	-	-	-	(0.09)
13	<b>Profit / (Loss) from Discontinued Operations (11-12)</b>	<b>(2.62)</b>	<b>(11.97)</b>	<b>8.70</b>	<b>(14.59)</b>	<b>2.92</b>	<b>(3.60)</b>
14	<b>Profit / (Loss) before Share of net profit of associates and joint venture (10+13)</b>	<b>455.71</b>	<b>294.84</b>	<b>478.85</b>	<b>750.55</b>	<b>817.26</b>	<b>1,085.38</b>
15	Share of net profit of associates and joint ventures accounted for using the equity method	69.41	25.88	80.94	95.29	186.80	309.05
16	Non Controlling Interest	(18.69)	(13.45)	(10.75)	(32.14)	(5.29)	(30.76)
17	<b>Net Profit / (Loss) for the year (14+15-16)</b>	<b>543.81</b>	<b>334.17</b>	<b>570.55</b>	<b>877.98</b>	<b>1,009.35</b>	<b>1,425.18</b>
18	Other Comprehensive Income (OCI)						
	Items that will not be reclassified to Profit and Loss						
	Remeasurements of net defined benefit plans : Gains / (Loss)	(8.78)	(8.27)	(5.79)	(17.05)	1.31	(32.83)
	Net movement in Regulatory Deferral Account balances related to OCI	2.65	0.50	-	3.15	-	2.41
	Income tax relating to the above	1.06	1.58	2.00	2.64	2.00	6.01
	<b>Other Comprehensive Income, net of taxes</b>	<b>(5.07)</b>	<b>(6.19)</b>	<b>(3.79)</b>	<b>(11.26)</b>	<b>3.31</b>	<b>(24.41)</b>
19	<b>Total Comprehensive Income for the year</b>	<b>520.05</b>	<b>314.53</b>	<b>556.00</b>	<b>834.58</b>	<b>1,007.37</b>	<b>1,370.02</b>
20	Profit / (Loss) attributable to :						
	(a) Owners of the Parent	543.81	334.17	570.55	877.98	1,009.35	1,425.18
	(b) Non Controlling Interest	(18.69)	(13.45)	(10.75)	(32.14)	(5.29)	(30.76)
		525.12	320.72	559.80	845.84	1,004.06	1,394.42
21	Other Comprehensive Income attributable to :						
	(a) Owners of the Parent	(5.13)	(6.20)	(3.79)	(11.33)	3.29	(24.14)
	(b) Non Controlling Interest	0.06	0.01	-	0.07	0.02	(0.27)
		(5.07)	(6.19)	(3.79)	(11.26)	3.31	(24.41)
22	<b>Total Comprehensive Income attributable to :</b>						
	(a) Owners of the Parent	538.68	327.97	566.75	866.65	1,012.64	1,401.04
	(b) Non Controlling Interest	(18.63)	(13.44)	(10.75)	(32.07)	(5.28)	(31.03)
		520.05	314.53	556.00	834.58	1,007.37	1,370.02
23	Paid up equity Share Capital (Face Value of ₹ 10/- each)	263.03	263.03	263.03	263.03	263.03	263.03
24	Other Equity						23,084.49
	<b>Earning Per Equity Share (face value of Rs. 10 each) (quarter not annualised) *</b>						
25	a) Earning Per Equity Share (for continuing operation) :						
	Basic & Diluted	20.78 *	13.16 *	21.35 *	33.94 *	38.26 *	54.32
b) Earning Per Equity Share (for discontinued operation) :							
	Basic & Diluted	(0.10) *	(0.45) *	0.33 *	(0.55) *	0.11 *	(0.14)
c) Earning Per Equity Share (for discontinued and continuing operation) :							
	Basic & Diluted	20.68 *	12.71 *	21.68 *	33.39 *	38.37 *	54.18
d) Earning Per Equity Share (before regulatory activities) :							
	Basic & Diluted	24.99 *	21.73 *	28.67 *	46.72 *	51.96 *	9.11

SIGNED FOR IDENTIFICATION BY

*B. H. Shampetia*

For B S R & CO. LLP



# Reliance Infrastructure Limited

Registered Office: H Block, 1st Floor, Dhirubhai Ambani Knowledge City, Navi Mumbai 400 710

## Consolidated Segment-wise Revenue , Results and Capital Employed

(₹ crore)

Sr. No.	Particulars	Quarter Ended			Half Year Ended		Year Ended
		30-09-2017 (Unaudited)	30-06-2017 (Unaudited)	30-09-2016 (Unaudited)	30-09-2017 (Unaudited)	30-09-2016 (Unaudited)	31-03-2017 (Audited)
1	<b>Segment Revenue</b>						
	- Power Business	6,506.91	6,502.56	5,977.28	13,009.47	11,873.17	22,556.71
	- EPC and Contracts Business	340.92	591.14	529.58	932.06	1,252.75	2,492.39
	- Infrastructure Business	235.47	235.96	197.67	471.43	414.77	831.40
	<b>Total</b>	<b>7,083.30</b>	<b>7,329.66</b>	<b>6,704.53</b>	<b>14,412.96</b>	<b>13,540.69</b>	<b>25,880.50</b>
	Less: Inter Segment Revenue	7.00	7.56	9.98	14.56	18.29	28.49
	<b>Net Sales / Income from Operations (Including Regulatory Income / (expense))</b>	<b>7,076.30</b>	<b>7,322.10</b>	<b>6,694.55</b>	<b>14,398.40</b>	<b>13,522.40</b>	<b>25,852.01</b>
2	<b>Segment Results</b>						
	Profit before Interest, Tax, Share in Associates, Joint Venture and Non Controlling Interest from each segment:						
	- Power Business	1,159.76	1,252.31	1,095.79	2,412.07	2,064.20	4,165.31
	- EPC and Contracts Business	60.02	125.32	77.22	185.34	105.95	268.96
	- Infrastructure Business	52.55	45.24	80.04	97.79	170.14	173.48
	<b>Total</b>	<b>1,272.33</b>	<b>1,422.87</b>	<b>1,253.05</b>	<b>2,695.20</b>	<b>2,340.29</b>	<b>4,607.75</b>
	- Finance Costs	(1,669.39)	(1,475.62)	(1,398.96)	(3,145.01)	(2,645.01)	(5,580.32)
	- Interest Income	514.88	469.65	592.38	984.53	1,224.48	1,872.95
	- Exceptional Item - Unallocable segment	295.39	-	85.58	295.39	85.58	85.58
	- Other un-allocable Income net of expenditure	(46.28)	(69.87)	(60.84)	(116.15)	(90.79)	(39.16)
	<b>Profit / (Loss) Continuing Operations before Tax</b>	<b>366.93</b>	<b>347.03</b>	<b>471.21</b>	<b>713.96</b>	<b>914.55</b>	<b>946.80</b>
3	<b>Segment Assets</b>						
	Power Business	46,749.23	47,454.62	41,916.84	46,749.23	41,916.84	46,709.59
	EPC and Contracts Business	4,969.02	4,970.01	3,844.85	4,969.02	3,844.85	5,482.86
	Infrastructure Business	15,180.55	15,231.70	14,860.57	15,180.55	14,860.57	15,136.64
	Unallocated Assets	27,936.06	27,663.31	32,308.98	27,936.06	32,308.98	25,894.08
	<b>Total Assets of Continuing Operations</b>	<b>94,834.86</b>	<b>95,319.64</b>	<b>92,931.24</b>	<b>94,834.86</b>	<b>92,931.24</b>	<b>93,223.17</b>
	Assets of Discontinued Operations	4,873.54	5,112.86	5,407.36	4,873.54	5,407.36	5,124.50
	<b>Total Assets of Continuing and Discontinued Operations</b>	<b>99,708.40</b>	<b>100,432.50</b>	<b>98,338.60</b>	<b>99,708.40</b>	<b>98,338.60</b>	<b>98,347.67</b>
4	<b>Segment Liabilities</b>						
	Power Business	30,970.36	30,725.35	27,908.26	30,970.36	27,908.26	28,858.15
	EPC and Contracts Business	5,608.20	5,802.07	6,763.20	5,608.20	6,763.20	6,390.52
	Infrastructure Business	3,722.65	3,769.58	3,977.39	3,722.65	3,977.39	3,811.40
	Unallocated Liabilities	32,219.35	32,813.21	27,789.34	32,219.35	27,789.34	32,227.94
	<b>Total Liabilities of Continuing Operations</b>	<b>72,520.56</b>	<b>73,110.21</b>	<b>66,438.19</b>	<b>72,520.56</b>	<b>66,438.19</b>	<b>71,288.01</b>
Liabilities of Discontinued Operations	3,453.42	3,703.56	3,752.13	3,453.42	3,752.13	3,712.14	
	<b>Total Liabilities of Continuing and Discontinued Operations</b>	<b>75,973.98</b>	<b>76,813.77</b>	<b>70,190.32</b>	<b>75,973.98</b>	<b>70,190.32</b>	<b>75,000.15</b>

SIGNED FOR IDENTIFICATION  
BY

*B. H. Shimpshi*

For B S R & CO. LLP



Reliance Infrastructure Limited

Consolidated Balance Sheet as at September 30, 2017

(₹ crore)


Particulars	As at September 30, 2017 (Unaudited)	As at March 31, 2017 (Audited)
<b>Non-current assets</b>		
Property, plant and equipment	23,580.04	24,037.28
Capital work-in-progress	1,674.48	1,304.81
Investment property	544.25	558.42
Goodwill	1.75	1.75
Concession intangible assets	10,638.29	10,838.52
Other Intangible assets	1,126.09	1,130.73
Intangible assets under development	1,404.27	1,055.16
Deferred tax assets (net)	84.14	67.01
<b>Financial assets</b>		
Investments	13,122.47	12,895.18
Loans	38.00	37.34
Other financial assets	122.00	120.07
Other non current assets	519.60	507.96
	<b>52,855.38</b>	<b>52,554.23</b>
<b>Current assets</b>		
Inventory	209.37	411.93
<b>Financial assets</b>		
Investments	343.52	247.36
Trade receivables	6,231.98	5,642.87
Cash and cash equivalents	650.18	562.81
Bank Balance other than Cash and cash equivalents	81.16	113.92
Loans	12,123.68	11,141.76
Concession financial receivable	23.77	75.54
Other financial assets	4,335.23	3,642.12
Current Income Tax Assets	51.26	40.43
Other current assets	640.63	820.64
	<b>24,690.78</b>	<b>22,699.38</b>
Total Assets before regulatory assets	77,546.16	75,253.61
Assets classified as held for sale	4,873.53	5,124.50
Regulatory deferral account debit balances and related deferred tax balances	17,288.71	17,969.56
<b>Total assets</b>	<b>99,708.40</b>	<b>98,347.67</b>
<b>Equity</b>		
Share capital	263.08	263.03
Other equity	23,471.34	23,084.49
Equity attributable to the owners of the Company	23,734.42	23,347.52
Non Controlling Interest	1,584.88	1,596.95
<b>Total Equity</b>	<b>25,319.30</b>	<b>24,944.47</b>
<b>Non-current liabilities</b>		
<b>Financial Liabilities</b>		
Borrowings	13,517.17	15,001.67
Finance lease obligations	4,141.55	4,164.75
Trade payables	7.56	4.98
Other financial liabilities	2,717.43	2,745.95
Provisions	335.14	533.38
Deferred tax liabilities	3,123.26	3,187.09
Other non-current liabilities	3,445.05	3,362.22
	<b>27,287.16</b>	<b>29,000.04</b>
<b>Current liabilities</b>		
<b>Financial Liabilities</b>		
Borrowings	5,557.78	5,978.59
Finance lease obligations	55.10	52.66
Trade payables	21,603.58	21,022.49
Other financial liabilities	10,985.44	9,425.26
Other current liabilities	4,111.65	3,290.23
Provisions	832.46	409.71
Current tax liabilities (net)	489.47	505.54
	<b>43,635.48</b>	<b>40,684.48</b>
Liabilities relating to assets held for sale	3,453.42	3,712.14
Regulatory deferral account credit balances and related deferred tax balances	13.04	6.54
<b>Total Equity and Liabilities</b>	<b>99,708.40</b>	<b>98,347.67</b>



SIGNED FOR IDENTIFICATION  
BY

*B.H. Chugh*

For B S R & CO. LLP



1. On October 10, 2017, the Parent Company entered into a period of exclusivity until January 15, 2018 for the proposed sale of integrated business of generation, transmission and distribution of power for Mumbai City to Adani Transmission Limited. The transaction is subject to various approvals and due diligence and hence has not been considered as Non Current Assets held for sale and discontinued operations as per Ind AS 105 "Non Current Assets held for sale and discontinued operations".
2. Pursuant to the option exercised under the Scheme of Amalgamation of Reliance Infraprojects Limited with the Parent Company sanctioned by the Hon'ble High Court of Judicature at Bombay on March 30, 2011, net foreign exchange gain of ₹ 1.12 crore and loss of ₹ 7.26 crore of the Parent Company for the quarter and half year ended September 30, 2017 respectively has been credited/debited to the Consolidated Statement of Profit and Loss and an equivalent amount has been transfer/withdrawn from General Reserve. Had such transfer/withdrawal not been done, the Profit before tax for the quarter and half year ended September 30, 2017 would have been higher/lower by ₹ 1.12 crore and ₹ 7.26 crore respectively and General Reserve would have been lower/higher by an equivalent amount. The treatment prescribed under the Scheme overrides the relevant provisions of Ind AS 1 "Presentation of Financial Statements". This matter has been referred to by the Auditors in their report.
3. Unrealised profit amounting to ₹ 23.90 crore and ₹ 19.28 crore during the quarter and half year ended September 30, 2017 respectively, pertaining to EPC contracts entered into with associate companies, have not been eliminated as prescribed by a Scheme of Amalgamation between Reliance Bhavnagar Power Private Limited and Reliance Jamnagar Power Private Limited and Reliance Infrastructure Engineers Private Limited with the Parent Company sanctioned by the Hon'ble High Court of Judicature at Bombay in February 2013. The Parent Company considers that the prescribed accounting treatment leads to a more accurate reflection of the results of the working of the Parent Company. Had the relevant provisions of IND AS 28 "Investments in Associates and Joint Ventures" been followed, the Profit before tax and carrying cost of investment in associate for the quarter and half year ended September 30, 2017 would have been lower by ₹ 23.90 crore and ₹ 19.28 crore respectively. This matter has been referred to by the Auditors in their report.
4. The Board of Directors of Parent Company at its meeting held on March 16, 2016 had approved the Scheme of restructuring envisaging transfer of various operating divisions of the Parent Company, namely Dahanu Thermal Power Station, Goa Power Station, Samalkot Power Station, Mumbai Power Transmission Division, Mumbai Power Distribution Division and Windmill Division (together considered as Power Business) to its resulting wholly owned subsidiary viz. Reliance Electric Generation and Supply Limited with effect from April 1, 2016. The scheme has received approval of the Hon'ble Bombay High Court on January 19, 2017. The Parent Company has filed an application on March 16, 2017 for change in effective date of demerger from April 1, 2016 to April 1, 2017 with Hon'ble Bombay High Court. The scheme is effective subject to various approvals and accordingly, no effect of the said Scheme is given in the books of account.
5. On April 28, 2017 Reliance Infrastructure Invit Fund has filed updated Draft Red Herring Prospectus (DRHP) with Securities and Exchange Board of India (SEBI). Pursuant to such filing, the Parent Company has proposed to transfer the controlling interest in seven Toll Road Companies viz. DS Toll Road Limited, GF Toll Road Private Limited, NK Toll Road Limited, JR Toll Road Private Limited, SU Toll Road Private Limited, TK Toll Road Private Limited and TD Toll Road Private Limited and accordingly the assets and liabilities of these subsidiaries have been considered as Non-Current Asset held for sale as per Ind AS 105 "Non Current Assets held for sale and discontinued operations"
6. On October 12, 2017, the Parent Company completed the transfer of its Western Region System Strengthening Scheme (WRSSS) Transmission Undertakings to its two Subsidiaries namely Western Transmission Gujarat Limited (WTGL) and Western Transco Power Limited (WTPL) and accordingly the Assets and Liabilities as well as Income and Expenditure of WRSSS have been considered as Non Current Assets held for sale and discontinued operations as per Ind AS 105 "Non Current Assets held for sale and discontinued operations". Subsequently on November 01, 2017, the Parent Company has completed 100% stake sale



SIGNED FOR IDENTIFICATION  
BY

*B. H. Shampetia*

For B S R & CO. LLP



in these two Subsidiaries WTGL and WTPL to Adani Transmission Limited (ATL) and accordingly the Assets and Liabilities as well as Income and Expenditure of WRSSS have been considered as Non Current Assets held for sale and discontinued operations as per Ind AS 105 "Non Current Assets held for sale and discontinued operations". Considering the above developments, the Parent Company has carried the values of assets and liabilities at its fair values and has booked a loss of ₹ 198.50 crore and shown the same as exceptional item.

7. Pursuant to the Scheme of amalgamation of Reliance Cement Works Private Limited with Western Region Transmission (Maharashtra) Private Limited (WRTM) wholly owned subsidiary of the Parent Company, which was subsequently amalgamated with the Company w.e.f. April 1, 2013, the Board of Directors of the Parent Company's during the quarter ended September 30, 2017 determined an amount of ₹ 198.50 crore as Exceptional items being loss on fair valuation of assets and liabilities considered as held for sale, which was debited to the Statement of Consolidated Profit and Loss and an equivalent amount has been withdrawn from General Reserve. Had such withdrawal not been done, the Profit before tax for the quarter and half year ended September 30, 2017 would have been lower by ₹ 198.50 crore and General Reserve would have been higher by an equivalent amount. The treatment prescribed under the Scheme overrides the relevant provisions of Ind AS 1 "Presentation of Financial Statements". This matter has been referred to by the Auditors in their report.
8. Delhi Airport Metro Express Private Limited (DAMEPL), a SPV of the Parent Company, had terminated the Concession Agreement with Delhi Metro Rail Corporation (DMRC) for the Delhi Airport Metro Line and the operations were taken over by DMRC with effect from July 1, 2013. As per the terms of the Concession Agreement, DMRC was liable to pay DAMEPL a Termination Payment which was estimated at ₹ 2,823 crore. The matter was referred to arbitration and DAMEPL has been awarded Termination payment of ₹ 2,782.33 crore with interest thereon from August 7, 2013 at the rate of SBI PLR plus 2%. DMRC has preferred an appeal before the Hon'ble High Court against the said award. Pending receipt of funds and disposal of the appeal, no effect of the award has been given in the books. As per the directions of the Hon'ble Delhi High Court, DAMEPL received an interim relief pending finalisation of the order of ₹ 120 crore which has been used by DAMEPL to service its debt. The Parent Company still continues to fund the statutory and other obligations of DAMEPL post take over by DMRC and accordingly has funded ₹ 8.70 crore and ₹ 92.64 crore during the quarter and half year ended on September 30, 2017. The total investment made by the Company in DAMEPL upto September 30, 2017 amounts to ₹ 2,432.60 crore.
9. Delhi Electricity Regulatory Commission (DERC) issued its Tariff Order on September 29, 2015 to BSES Rajdhani Power Limited (BRPL) and BSES Yamuna Power Limited (BYPL) (Delhi Discoms), whereby it had trued up the revenue gap upto March 31, 2014 with certain dis-allowances. The Delhi Discoms have preferred appeal against the Order before Hon'ble Appellate Tribunal for Electricity (APTEL). Based on the legal opinion, the impact of such disallowances, which are subject matter of appeal, has not been considered in the computation of regulatory asset as at September 30, 2017. This matter has been referred to by the Auditors in their report.
10. NTPC Limited served notice to Delhi Discoms for regulation (suspension) of power supply on February 01, 2014 due to delay in payments. The Delhi Discoms appealed against the notice before the Hon'ble Supreme Court (SC) and prayed for suitable direction from Hon'ble SC to DERC for providing cost reflective tariff and giving a roadmap for liquidation of the accumulated Regulatory Assets. The Hon'ble SC in its interim order directed the Delhi Discoms to pay the current dues. The Delhi Discoms sought modification of the said order so as to allow them to pay 70% of the current dues and are awaiting decision of the Hon'ble Supreme Court, which is reserved. This matter has been referred to by the Auditors in their report.



SIGNED FOR IDENTIFICATION  
BY

*B. H. Shringar*

For B S R & CO. LLP



11. Pursuant to the direction of the Department of Power (GoNCTD) on January 07, 2014, the Comptroller and Auditor General of India (CAG) conducted audit of Delhi Discoms and submitted the draft audit report. The Delhi Discoms challenged the direction of GoNCTD before the Hon'ble High Court of Delhi (HC). The Hon'ble HC in its order dated October 30, 2015 set aside the directions of GoNCTD and directed that "all actions taken pursuant to the directions and all acts undertaken in pursuance thereof are infructuous". The aggrieved parties have filed an appeal against the Hon'ble HC judgement before the Hon'ble Supreme Court (SC) which was last heard on March 9, 2017. The Court has reserved its order on the issue whether it would like to hear the matter or transfer it to the constitutional bench where matter between GoNCTD powers vis-a-vis LG powers is pending. This matter has been referred to by the Auditors in their report.
12. Reliance Power Limited (RPower) an associate of the Parent Company, has received letter of Intent from Bangladesh Power Development Board (BPDB) to set up a 745 MW gas based power project in Bangladesh through a subsidiary of Samalkot Power Limited (SMPL) (the subsidiary of RPower). For balance two modules (1,508 MW), SMPL is actively pursuing allocation of gas linkage at commercially viable prices /generation opportunities and is also evaluating alternative arrangements/various approaches to deal with the situation arising from the continued uncertainty as to the availability of natural gas supply. Considering above plans; including relocation of unused assets acquired for Samalkot to Bangladesh project and support from RPower, SMPL would be able to meet its financial obligation and has prepared its financial statements on a going concern basis. The above matter has been referred by the Auditors in their report.
13. ITFG of Ind AS implementation Committee of the Institute of Chartered Accountants of India has issued clarification on July 31, 2017 regarding method of estimating depreciation for preparing standalone financial statements of the subsidiary and for consolidated financial statements. Reliance Power Limited (RPower) an associate of Parent Company has obtained legal opinion stating that clarification issued by ITFG will not be applicable to RPower, as RPower has been following the method since inception of SPV's in consolidated financial statements, including under Ind AS regime till end of previous financial year. Based on the legal advice RPower has continued to provide depreciation in its consolidated financial statements which is different as compared to that considered by the individual subsidiaries of RPower based on the decisions of the respective management and Boards. This matter has been referred to by the Auditors in their report.
14. The Group operates in three segments namely Power, Engineering, Procurement, Construction (EPC) & Contracts and Infrastructure. Power segment comprises of generation, transmission and distribution of power at various locations. EPC segment renders comprehensive value added service in construction, erection and commissioning and Infrastructure includes businesses with respect to development, operation and maintenance of tolls roads, metro rail transit systems and airports.
15. The Parent Company's long term rating by India Ratings & Research Private Limited has been revised as IND A/RWN & IND A+(SO)/RWN; rating by CARE Ratings has been changed to CARE A-/credit watch with negative implication; rating by CRISIL has been revised to CRISIL BBB+/RWN and Brickworks Ratings has been retained as BWR AA-/Credit Watch respectively.
16. The listed non convertible debentures aggregating ₹ 3,512.33 crore as on September 30, 2017 are secured by way of first pari passu charge on the Parent Company's certain fixed assets and regulatory assets, second mortgage on the Parent Company's certain fixed assets and pledge of certain investments and asset cover thereof exceeds one hundred percent of the principal amount of the said debentures.



SIGNED FOR IDENTIFICATION  
BY

*B. H. Shrivastava*

For B S R & CO. LLP



17. Details of due date wise obligations in respect of Secured Non-Convertible debentures outstanding as on September 30, 2017 are as follows:

Sr. No.	Particulars	ISIN No.	Previous Date (April 1, 2017 till September 30, 2017)*		Next Date (October 1, 2017 till March 31, 2018)	
			Principal	Interest	Principal	Interest
1.	NCD Series 3	INE036A07039	N.A.	August 19, 2017	N.A.	N.A.
2.	NCD Series 4	INE036A07096	N.A.	April 1, 2017	February 23, 2018	March 1, 2018
3.	NCD Series 5	INE036A07104	N.A.	N.A.	N.A.	January 25, 2018
4.	NCD Series 6	INE036A07112	N.A.	N.A.	January 25, 2018	January 25, 2018
5.	NCD Series 10	INE036A07146	N.A.	N.A.	March 30, 2018	March 30, 2018
6.	NCD Series 11A	INE036A07153	N.A.	June 15, 2017	N.A.	N.A.
7.	NCD Series 11B	INE036A07161	N.A.	June 15, 2017	N.A.	N.A.
8.	NCD Series 11C	INE036A07195	N.A.	June 29, 2017	N.A.	N.A.
9.	NCD Series 11D	INE036A07203	N.A.	June 29, 2017	N.A.	N.A.
10.	NCD Series 12A	INE036A07179	N.A.	June 15, 2017	N.A.	N.A.
11.	NCD Series 12B	INE036A07187	N.A.	June 15, 2017	N.A.	N.A.
12.	NCD Series 12C	INE036A07211	N.A.	June 29, 2017	N.A.	N.A.
13.	NCD Series 12D	INE036A07229	N.A.	June 29, 2017	N.A.	N.A.
14.	NCD Series 13A	INE036A07237	N.A.	July 26, 2017	N.A.	N.A.
15.	NCD Series 13B	INE036A07245	N.A.	July 26, 2017	N.A.	N.A.
16.	NCD Series 14	INE036A07252	N.A.	August 6, 2017	N.A.	N.A.
17.	NCD Series 16	INE036A07278	N.A.	N.A.	N.A.	October 31, 2017
18.	NCD Series 17	INE036A07286	N.A.	N.A.	N.A.	November 12, 2017
19.	NCD Series 18	INE036A07294	N.A.	April 21, 2017	N.A.	January 21, 2018
20.	NCD Series 19	INE036A07302	N.A.	N.A.	N.A.	January 21, 2018
21.	NCD Series 20D	INE036A07344	N.A.	N.A.	March 23, 2018	March 23, 2018
22.	NCD Series 20E	INE036A07351	N.A.	N.A.	N.A.	N.A.
23.	NCD Series 21D	INE036A07401	April 25, 2017	April 25, 2017	March 23, 2018	March 23, 2018
24.	NCD Series 25B	INE036A07450	April 25, 2017	April 25, 2017	N.A.	N.A.
25.	NCD Series 25C	INE036A07468	N.A.	April 25, 2017	March 23, 2018	March 23, 2018
26.	NCD Series 25D	INE036A07476	N.A.	April 25, 2017	N.A.	March 26, 2018
27.	NCD Series 25E	INE036A07484	N.A.	April 25, 2017	N.A.	March 26, 2018
28.	NCD Series 25F	INE036A07492	N.A.	April 25, 2017	N.A.	March 26, 2018
29.	NCD Series 26	INE036A07500	N.A.	May 29, 2017	N.A.	February 28, 2018

\*Interest and Principal amount of above debentures have been paid.

18. The Parent Company has opted to publish consolidated financial results. The standalone financial results, for the half year ended September 30, 2017 can be viewed on the websites of the Parent Company, National Stock Exchange of India Limited and BSE Limited at [www.rinfra.com](http://www.rinfra.com), [www.nseindia.com](http://www.nseindia.com) and [www.bseindia.com](http://www.bseindia.com) respectively. Key standalone financial information is given below:

Particulars	Quarter ended (Unaudited)			Half year ended (unaudited)		Year ended (Audited)
	September 30, 2017	June 30, 2017	September 30, 2016	September 30, 2017	September 30, 2016	March 31, 2017
	Total Operating Income (including Regulatory Income / (Expense))	2,227.48	2,683.55	2,134.20	4,911.03	4,594.89
Profit before Tax	508.51	457.07	230.21	965.58	693.02	1,130.58
Total Comprehensive Income	590.03	410.76	241.70	1,000.79	634.68	1,263.96

19. In the previous year, the Group had availed certain optional exemptions available as provided in Ind AS 101 "First Time Adoption of Indian Accounting Standards" for which the impact had been given in the quarter in which the option was availed. The corresponding previous period figures disclosed in these results are the figures as reported for the respective quarters in the unaudited financial results.



BY

*B. H. Shringari*


For BSR & CO. LLP




20. After review by the Audit Committee, the Board of Directors of the Company has approved the consolidated financial results at their meeting held on November 11, 2017. The statutory auditors have carried out a limited review of the Consolidated financial results for the quarter and half year ended September 30, 2017 of the Company, as per listing agreement entered into with the stock exchanges in India.
21. Figures of the previous periods/year have been regrouped / reclassified wherever considered necessary.

For and on behalf of the Board of Directors

Place: Mumbai  
Date: November 11, 2017

  
Anil D. Ambani  
Chairman

SIGNED FOR IDENTIFICATION  
BY



For B S R & CO. LLP

