


(a) STATEMENT SHOWING SHAREHOLDING PATTERN


Name of the Company: RELIANCE INFRASTRUCTURE LIMITED									
Scrip Code : BSE 500390 NSE RELINFRA			Name of the Scrip : RELINFRA			Class of Security : EQUITY			
Quarter ended : 30 th June, 2015									
Partly paid-up shares:-		No. of Partly paid-up shares	As a % of total no. of Partly paid-up shares		As a % of total no. of shares of the Company				
Held by promoter/promoter group		0	0		0				
Held by public		0	0		0				
Total		0	0.00		0.00				
Outstanding Convertible Securities:-		No. of outstanding securities	As a % of total no. of outstanding convertible securities		As a % of total no. of shares of the Company, assuming full conversion of the convertible securities				
Held by promoter/promoter group		0	0		0				
Held by public		0	0		0				
Total		0	0.00		0.00				
Warrants:-		No. of warrants	As a % of total no. of warrants		As a % of total no. of shares of the Company, assuming full conversion of warrants				
Held by promoter/promoter group		0	0		0				
Held by public		0	0		0				
Total		0	0		0				
Total paid-up capital of the Company, assuming full conversion of warrants and convertible securities			Rs 262,99,00,000 (26,29,90,000 equity shares)						
Category Code	Category of Shareholder	No of Shareholders	Total No of Shares	Number of shares held in dematerialised Form	Total Shareholding as percentage of total number of shares		Shares Pledged or otherwise encumbered		
(I)	(II)	(III)	(IV)	(V)	As a percentage of (A+B) (VI)	As a percentage of (A+B+C) (VII)	No of Shares (VIII)	As a percentage (IX=VIII/IV*100)	
(A)	Shareholding of Promoter and Promoter Group								
(1)	Indian								
(a)	Individuals/Hindu Undivided Family	5	663424	663424	0.26	0.25	0	0.00	
(b)	Central Government/State Governments	0	0	0	0.00	0.00	0	0.00	
(c)	Bodies Corporate	4	126963612	126963612	49.37	48.28	45364675	35.73	
(d)	Financial Institutions/Banks	0	0	0	0.00	0.00	0	0.00	
(e)	Any Other (Specify)								
	Sub -Total (A)(1)	9	127627036	127627036	49.63	48.53	45364675	35.54	
(2)	Foreign								
(a)	Individuals(Non-Resident Individuals/Foreign Individuals)	0	0	0	0.00	0.00	N/A	N/A	
(b)	Bodies Corporate	0	0	0	0.00	0.00	0	0.00	
(c)	Institutions	0	0	0	0.00	0.00	0	0.00	
(d)	Qualified Foreign Investor	0	0	0	0.00	0.00	0	0.00	
(e)	Any Other (Specify)	0	0	0	0.00	0.00	0	0.00	
	Sub -Total (A)(2)	0	0	0	0.00	0.00	0	0.00	
	Total of Promoter and Promoter Group (A)=(A)(1)+(A)(2)	9	127627036	127627036	49.63	48.53	45364675	35.54	
(B)	Public Shareholding								
(1)	Institutions								
(a)	Mutual Funds /UTI						N/A	N/A	
(b)	Financial Institutions/Banks	157	2264799	2229545	0.88	0.86	-	-	
(c)	Central Government/State Governments	308	1061134	1046363	0.41	0.40	-	-	
(d)	Venture Capital Funds	81	129563	66940	0.05	0.05	-	-	
(e)	Insurance Companies	0	0	0	0.00	0.00	-	-	
(f)	Foreign Institutional Investors	30	43378751	43378437	16.87	16.49	-	-	
(g)	Foreign Venture Capital Investors	472	48147055	48133033	18.72	18.31	-	-	
(h)	Qualified Foreign Investor	0	0	0	0.00	0.00	-	-	
(i)	Any Other (Specify)	0	0	0	0.00	0.00	-	-	
	Sub -Total (B)(1)	1048	94981302	94854318	36.94	36.12			

Contd..



RELIANCE

(2) Non-Institutions									
(a) Bodies Corporate	4900	3991650	3892824	1.55	1.52	N/A	N/A		
(b) Individuals									
i. Individual shareholders holding nominal sharecapital up to Rs.1Lakh.	1142376	27661101	23486721	10.76	10.52	-	-		
ii. Individual shareholders holding nominal sharecapital in excess of Rs.1Lakh.	51	1396351	1365716	0.54	0.53	-	-		
(c) Qualified Foreign Investor	0	0	0	0.00	0.00	-	-		
(d) Any Other (Specify)	0	0	0	0.00	0.00	-	-		
1 Trustee	0	0	0	0.00	0.00	-	-		
2 NRIs/OCBs	13082	1495212	1244758	0.58	0.57	-	-		
Sub -Total (B)(2)	1160409	34544314	29990019	13.43	13.14	N/A	N/A		
Total Public Shareholding B=(B)(1)+(B)(2)	1161457	129525616	124844337	50.37	49.25	N/A	N/A		
TOTAL (A) +(B)	1161466	257152652	252471373	100.00	97.78	N/A	N/A		
(C) Shares held by Custodians and against which Depository Receipts have been issued									
1 Promoter and Promoter Group	0	0	0	N/A	0.00	N/A	N/A		
2 Public	2	58 37 348	58 36 643	N/A	2.22	N/A	N/A		
Sub - Total (C)	2	58 37 348	58 36 643	0.00	2.22	0	0.00		
GRAND TOTAL (A)+(B)+(C)	11 61 468	26 29 90 000	25 83 08 016	N/A	100.00	4 53 64 675	17.25		



RELIANCE INFRASTRUCTURE LIMITED
(SHAREHOLDING PATTERN - 30.06.2015)


(b) Statement showing holding of securities (including shares, warrants, convertible securities) of persons belonging to the category "Promoter and Promoter Group"

Sr No (I)	Name of the shareholder (II)	Details of shares held			Encumbered shares (*)		Details of warrants		Details of convertible		Total shares (including underlying shares assuming conversion of warrants (XII)
		No. of Shares held (III)	As a % of Grand Total (A)+(B)+(C) (IV)	No. of Shares (V)	As a percentage (VI)=(V)/(III)*100	As a % of grand total of sub-clause (I)(a) (VI)	Number of warrants held (VII)	As a % total number of warrants of the same class (IX)	Number of convertible securities held (X)	As a % total number of convertible securities of the same class (XI)	
1	Reliance Project Ventures and Management Private Limited (Formerly known as AAA Project Ventures Private Limited)	10 61 48 937	40.36	29000000	27.32	11.03	-	0.00	-	0.00	40.36
2	Reliance Big Private Limited	1 95 00 000	7.41	15500000	79.49	5.89	-	0.00	-	0.00	7.41
3	Reliance Innoventures Private Limited	8 64 675	0.33	864675	100.00	0.33	-	0.00	-	0.00	0.33
4	Reliance ADA Group Trustees Private Limited (**)	4 50 000	0.17	-	-	0.00	-	0.00	-	0.00	0.17
5	Kokila D Ambani	2 74 937	0.10	-	-	0.00	-	0.00	-	0.00	0.10
6	Anil D Ambani	1 39 437	0.05	-	-	0.00	-	0.00	-	0.00	0.05
7	Jalantol A. Ambani	1 25 231	0.05	-	-	0.00	-	0.00	-	0.00	0.05
8	Tina A Ambani	1 23 812	0.05	-	-	0.00	-	0.00	-	0.00	0.05
9	Jalanshul A. Ambani	7	0.00	-	-	0.00	-	0.00	-	0.00	0.00
	TOTAL	12 76 27 036	48.53	48364675	35.54	17.25	0	0.00	0	0.00	48.53

(*) The term "encumbrance" has the same meaning as assigned to it in regulation 28(3) of the SASI Regulations, 2011.

(**) Holding of Promoter(s) include 4,50,000 (0.17%) equity shares of the Company held by Reliance ADA Group Trustees Private Limited in its capacity as the Trustees for and on behalf of Rihra ESOS Trust. The same has been considered as a " Person Deemed to be acting in Concert", only as a matter of abundant caution.

S



RELIANCE INFRASTRUCTURE LIMITED
(SHAREHOLDING PATTERN - 30.06.2015)

(c)(i) Statement showing holding of securities (including shares, warrants, convertible securities) of persons belonging to the category "Public" and holding more than 1% of the total number of shares

Sr No	Name of the shareholder	No of shares held	Shares as a percentage of total number of shares (i.e., Grand Total (A)+(B)+(C) indicated in statement at para (i)(a) above)	Details of Warrants			Details of Convertible securities		Total shares (including underlying share assuming full conversion of warrants and convertible securities) as a % of diluted share capital
				Number of warrants held	As a % of total number of warrants of the same class	Number of convertible securities held	% w.r.t. total number of convertible securities of the same class		
1	LIFE INSURANCE CORPORATION OF INDIA	22042410	8.38	-	-	-	-	-	8.38
2	THE BANK OF NEW YORK MELLON	5837348	2.22	-	-	-	-	-	2.22
3	HSBC BANK (MAURITIUS) LIMITED	4766802	1.81	-	-	-	-	-	1.81
4	BRANDES EMERGING MARKETS FUND	4488134	1.71	-	-	-	-	-	1.71
5	LIC OF INDIA MARKET PLUS 1 GROWTH FUND	4280437	1.63	-	-	-	-	-	1.63
6	THE NEW INDIA ASSURANCE COMPANY LIMITED	3854186	1.47	-	-	-	-	-	1.47
7	BRANDES INSTITUTIONAL EQUITY TRUST	3656630	1.39	-	-	-	-	-	1.39
8	BRANDES INVESTMENT TRUST-BRANDES INTERNATIONAL SMALL CAP EQUITY FUND	3328440	1.27	-	-	-	-	-	1.27
9	THE ORIENTAL INSURANCE COMPANY LIMITED	3271179	1.24	-	-	-	-	-	1.24
	TOTAL	55535566	21.12	-	-	-	-	-	21.12

(c)(ii) Statement showing holding of securities (including shares, warrants, convertible securities) of persons (together with PAC) belonging to the category "Public" and holding more than 5% of the total number of shares of the company

Sr No	Name of the shareholder	No of shares held	Shares as a percentage of total number of shares (i.e., Grand Total (A)+(B)+(C) indicated in statement at para (i)(a) above)	Details of Warrants			Details of Convertible securities		Total shares (including underlying shares assuming full conversion of warrants and convertible securities)
				Number of warrants held	As a % of total number of warrants of the same class	Number of convertible securities held	% w.r.t. total number of convertible securities of the same class		
1	LIFE INSURANCE CORPORATION OF INDIA	22042410	8.38	-	-	-	-	-	8.38
	TOTAL	22042410	8.38	-	-	-	-	-	8.38



RELIANCE

RELIANCE INFRASTRUCTURE LIMITED
(SHAREHOLDING PATTERN - 30.06.2015)

I(d) Statement showing details of locked -in shares


Sr No	Name of the shareholder	No of locked-in shares	Locked-in shares as a percentage of total number of shares (i.e., Grand Total (A)+(B)+(C) indicated in statement at para(I)(a) above}	Promoter Group / Promoter / Public
1	Nil	Nil	--	
	TOTAL		0.00	

II(a) Statement showing details of Depository Receipts (DRs)

Sr No	Type of outstanding DR (ADRs,GDRs, SDRs,etc.)	Number of outstanding DRs	No of shares underlying outstanding DRs	Shares underlying outstanding DRs as a percentage of total number of shares (i.e., Grand Total (A)+(B)+(C) indicated in statement at para(I)(a) above}
1	GDR	19 45 783	58 37 348	2.22
	TOTAL		58 37 348	2.22

II(b) Statement showing Holding of Depository Receipts (DRs), where underlying shares held by 'Promoter/Promoter group' are in excess of 1% of the total number of shares

Sr No	Name of the DR Holder	Type of outstanding DR (ADRs,GDRs, SDRs,etc.)	No of shares underlying outstanding DRs	Shares underlying outstanding DRs as a percentage of total number of shares (i.e., Grand Total (A)+(B)+(C) indicated in statement at para(I)(a) above}
	Nil	Nil	0	0.00
	TOTAL		0	0.00



RELIANCE INFRASTRUCTURE LIMITED
(SHAREHOLDING PATTERN : 30.06.2015)

(III)(a) **Statement showing Voting Pattern of Shareholders, if more than one class of shares / securities is issued by the issuer**

Category	Category of Shareholder	No. of voting Rights held in each class of securities			Total Voting Rights (III+IV+V)	Total Voting Rights i.e. (VI)	
		Class X	Class Y	Class Z		As a percentage of (A+B)	As a percentage of (A+B+C)
(I)	(II)	(III)	(IV)	(V)	(VI)	(VII)	(VIII)
(A)	Promoter and Promoter Group						
(1)	Indian						
	(a) Individuals/Hindu Undivided Family						
	(b) Central Government/State Government(s)						
	(c) Bodies Corporate						
	(d) Financial Institutions/Banks						
	(e) Any Other (Specify)						
	Sub -Total (A)(1)						
(2)	Foreign						
	(a) Individuals (Non-Resident Individuals/Foreign Individuals)						
	(b) Bodies Corporate						
	(c) Institutions						
	(d) Any Other (Specify)						
	Sub -Total (A)(2)						
	Total Shareholding of Promoter and Promoter Group (A)=(A)(1)+(A)(2)						
(B)	Public Shareholding						
(1)	Institutions						
	(a) Mutual Funds /UTI						
	(b) Financial Institutions/Banks						
	(c) Central Government/State Government(s)						
	(d) Venture Capital Funds						
	(e) Insurance Companies						
	(f) Foreign Institutional Investors						
	(g) Foreign Venture Capital Investors						
	(h) Any Other (Specify)						
	Sub -Total (B)(1)						
(2)	Non-Institutions						
	(a) Bodies Corporate						
	(b) Individuals						
	i. Individual shareholders holding nominal share capital up to Rs.1Lakh.						
	ii. Individual shareholders holding nominal share capital in excess of Rs.1Lakh.						
	(c) Any Other (Specify)						
	Sub -Total (B)(2)						
	Total Public Shareholding B=(B)(1)+(B)(2)						
	TOTAL (A) + (B)						
(C)	Shares held by Custodians and against which Depository Receipts have been issued						
	Sub - Total (C)						
	GRAND TOTAL (A)+(B)+(C)						

Not Applicable

